

Mental Health Wait Times

September 19, 2022

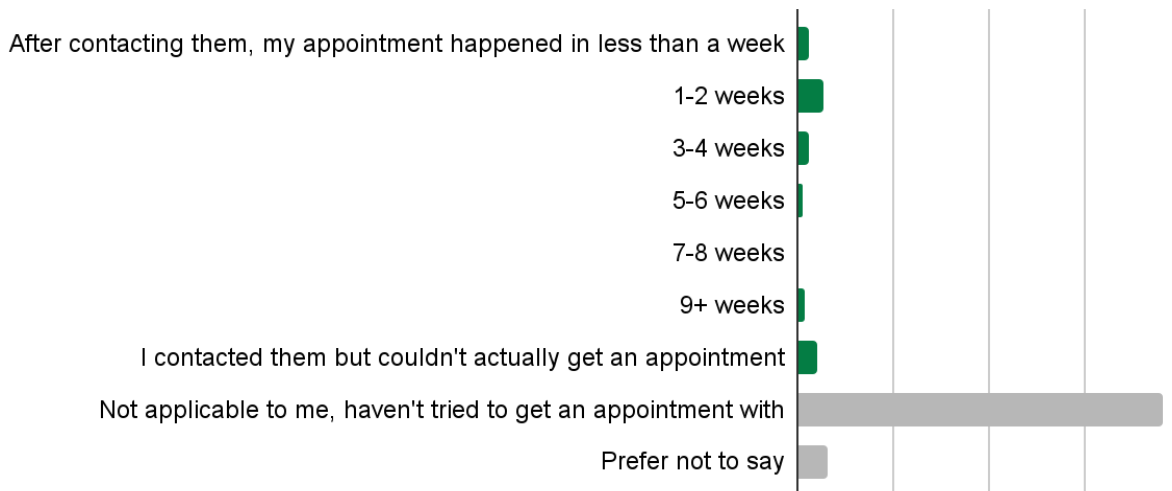
Prepared for VP External Christian Fotang
and VP Student Life Joannie Fogue



Overview

This one-question survey ran September 13-19 on the UASU Perks platform, reaching 1112 points of contact. The vast majority of Perks users are University of Alberta undergraduate students.

17.7% of all respondents, 197 individuals, disclosed that they had tried to get an appointment with University mental health services. Since the explicit purpose and label of the survey was to collect information on mental health wait times, students who have tried to get an appointment with University mental health services are likely somewhat overrepresented. The intent of this survey is to focus on wait time trends within those 197 students.



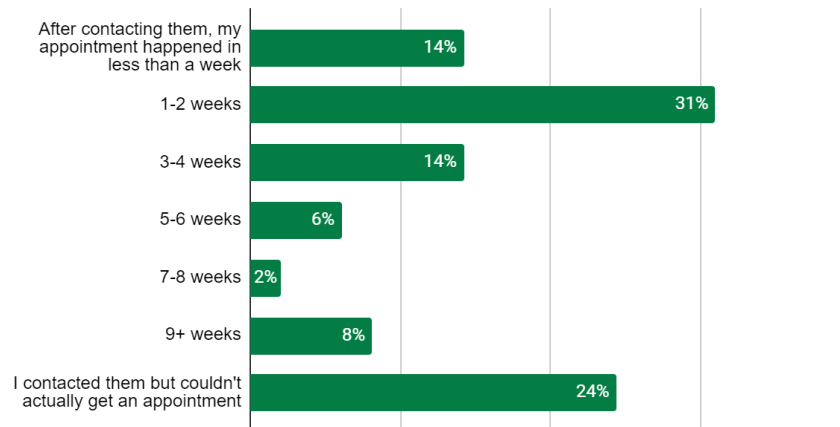
Among students who had tried to get an appointment (dark green in the chart above), 59% had their appointment within four weeks. 8% had to wait nine weeks or longer. 24% never got their appointment. Unacceptable outcomes were broadly distributed across faculties, though Arts, Engineering, and Education students seemed most likely to be impacted.

Wait Times

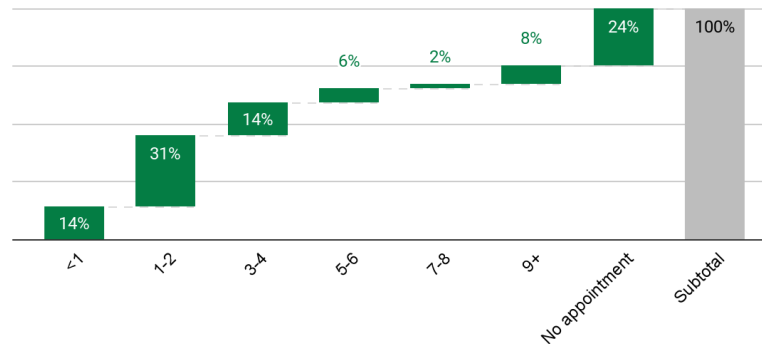
Looking solely at students who had tried to get an appointment with University mental health services, and specifically at the last time they tried:

- 45% had their appointment within two weeks.
- 59% had their appointment within four weeks.
- 65% had their appointment within six weeks.
- 67% had their appointment within eight weeks.
- 8% had to wait nine weeks or longer.
- 24%, one in four of these respondents, could not get an appointment.

Respondents who had tried to get an appointment with University mental health services (n1=197)



Respondents who had tried to get an appointment with University mental health services (n1=197)



Looking specifically at those who had to wait at least nine weeks or never got an appointment, they were reasonably well distributed across faculties. Among large faculties, Education, Arts, and Engineering students seemed most likely to experience these unacceptable outcomes. Filtering by year of study did not produce any patterns of note.